

PREP



Introduction

PREP is a cross-curricular programme where Year 1-8 students design and operate their own functioning community. The programme can be run from 8 weeks to 1 year. It has strong links to the Social Sciences curriculum and allows students to engage in economic activity and contribute to their community. The programme culminates in a market day, with family and friends invited to take part.


Student Learning

Through PrEP, students:


- › Gain knowledge, skills and experiences in the Social Sciences Curriculum (Levels 1 - 4)
- › Learn about managing money, making decisions, production, earning income, spending, saving and governance
- › Learn how to participate and contribute to an economic activity and a community.


Curriculum Links


PREP links student learning to the Economic World Strand of the Social Sciences Curriculum. It also links to the Curriculum Strands of Identity, Culture and Organisation, and Place and Environment. Students will apply skills from the English, Mathematics and Statistics and Technology Curriculums, develop the five key competencies and engage with the vision, principles and values of the New Zealand Curriculum

 Year 1-8

 8 wks - 4 terms

 Social Sciences
English
Mathematics and Statistics
Technology

 Free to NZ schools

 Led by teachers
[Training Available](#)

“

No other programme includes all aspects of the curriculum, e.g. maths, literacy, art, problem solving. It's a smorgasbord of learning at its highest.

Haylee Webber,
Teacher, Waipipi School

Programme Chapters

Teachers will receive content and resources based around the following topics:

- › 1. Planning your PREP programme
- › 2. Government (optional)
- › 3. Getting students ready for PREP
- › 4. Creating your school currency
- › 5. Banking
- › 6. PREP Warehouse
- › 7. Managing your money
- › 8. Organising ventures
- › 9. Employment
- › 10. Service ventures
- › 11. Recording venture work
- › 12. Production and marketing
- › 13. Market day
- › 14. Celebration and wrap-up

Each topic includes teaching notes, student activities and resource templates.



Download resources now

All New Zealand teachers can download and use our resources free of charge. Signing up with Young Enterprise only takes a minute – visit www.youngenterprise.org.nz/find-resources/prep to start using these resources in your classroom today.



Contact us

Visit www.youngenterprise.org.nz to find out more, or contact us today on 04 570 0452.

About Young Enterprise

Young Enterprise Trust has been supporting teachers and students for more than 30 years. We offer enterprise programmes for students of all ages, and have a huge collection of resources that can be freely used in your classroom.